




























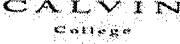










Colleges in Michigan: GPA & SAT Tiers


GPA Averages of college freshman class based on information found on institutions' websites. Average SAT is estimated based on ACT information on institutions' websites and converted through The College Board's concordance chart. To verify information is accurate, contact the admissions office.

*Open Admissions	Avg. GPA 2.5-2.8 Avg. SAT 860-1010	2.8-3.2 940-1120	3.3-3.5 1060-1230	3.5-3.8 1130-1380	3.8-4.0 1350-1600
<div data-bbox="115 569 402 688" style="border: 1px solid black; padding: 5px;"> <p>Community Colleges No minimum GPA & ACT requirements.</p> </div> <ul style="list-style-type: none"> • Alpena CC • Baker College • Bay College • Delta College • Glen Oaks CC • Gogebic CC • Grand Rapids CC • Henry Ford CC • Jackson CC • Kalamazoo Valley CC • Kellogg CC • Kirtland CC • Lake Michigan College • Lansing CC • Macomb CC • Mid-Michigan CC • Monroe County CC • Mott CC • Muskegon CC • North Central Michigan College • Northwestern Michigan College • Oakland CC • Schoolcraft College • Southwestern Michigan College • St. Clair County CC • Washtenaw CC • Wayne County CC • West Shore CC 	    	            	         	      	  

Career Outlook

[HOME](#) | [ABOUT](#) | [ARCHIVES](#) | [CONTACT US](#)

Search Career Outlook **GO**



Data on display

Measuring the value of education

Elka Torpey | April 2018

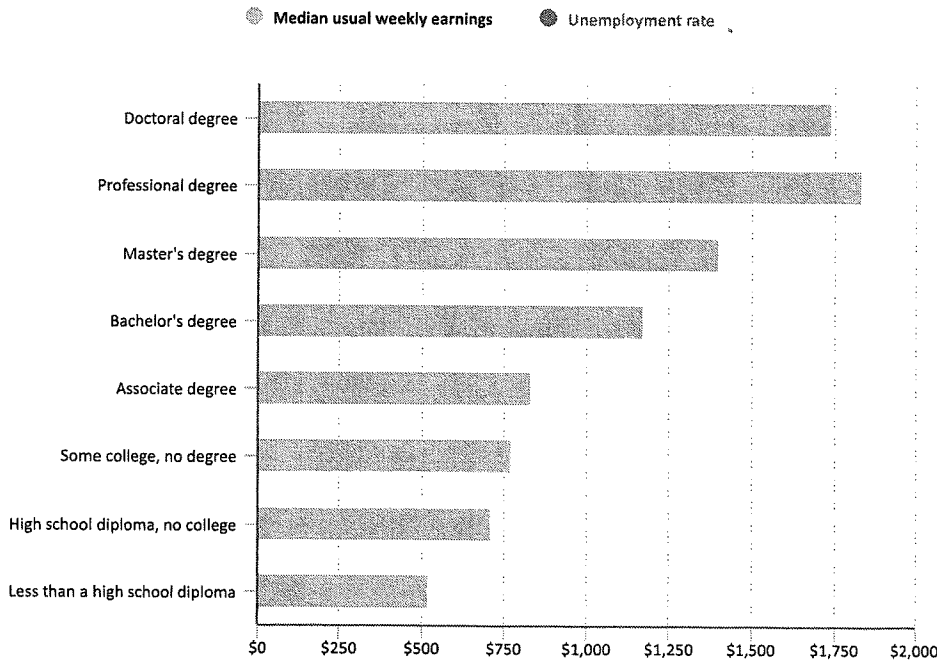
PRINT

It's hard to quantify the full value of an education. But U.S. Bureau of Labor Statistics (BLS) data consistently show that, in terms of dollars, education makes sense.

As the chart shows, the more you learn, the more you earn. Median weekly earnings in 2017 for those with the highest levels of educational attainment—doctoral and professional degrees—were more than triple those with the lowest level, less than a high school diploma. And workers with at least a bachelor's degree earned more than the \$907 median weekly earnings for all workers.

Click the chart legend to see a second chart showing unemployment rates by educational attainment. As that chart shows, the higher the level of education, the lower the unemployment rate. Compare unemployment by education level in 2017 with the overall unemployment rate of 3.6 percent.

Median weekly earnings and unemployment rate by educational attainment, 2017



Click legend items to change data display. Hover over chart to view data.
 Note: Data are for persons age 25 and over. Earnings are for full-time wage and salary workers.
 Source: U.S. Bureau of Labor Statistics.

[View Chart Data](#)

Data in the chart indicate how weekly earnings and rates of unemployment vary by educational attainment for workers ages 25 and older at a broad level. Individual experiences differ, however, depending on factors such as your field of degree and your occupation.

These data are from the BLS [Current Population Survey](#), a monthly survey of households that collects information about demographic and labor force characteristics.

Elka Torpey is an economist in the Office of Occupational Statistics and Employment Projections, BLS. She can be reached at torpey.elka@bls.gov.

RELATED CONTENT

- [Unemployment rates and earnings by education](#)
- [Occupational projections by education](#)
- [Liberal arts degree](#)
- [Will I need a license or certification?](#)
- [Should I get a master's degree?](#)
- [Education level and jobs](#)

RELATED SUBJECTS

- [Alternatives to school](#)
- [Associate's degree](#)
- [Career planning](#)
- [Certificate](#)
- [Certification](#)
- [College](#)
- [Education](#)
- [Education level](#)
- [GED](#)
- [Graduate degree](#)
- [High school](#)
- [Pay](#)
- [Postsecondary](#)
- [Unemployment](#)

[Page Top](#) | [Page Bottom](#)