

Kentwood Band and Orchestra Boosters

Getting Started At ShopWithScrip.com

ShopWithScrip.com is the online ordering system that our organization will use to gather your scrip orders. This site offers you convenience – you order scrip from any internet-connected computer at home, school or office.

Who can use ShopWithScrip?

Any family can use ShopWithScrip – however, to place orders, you have to create a free account at ShopWithScrip.com and identify yourself as a member of our organization with the enrollment code shown below.

Member's Login

Login to order your scrip

Email Address

Password

Login

Not a member? - Click Here
Forgot your password?

How to register

To register with ShopWithScrip, first open up your web browser, and go to www.shopwithscrip.com. To register a new account, go to the orange **Member's Login** box on the right side, and click "Not a member? -Click Here".

Follow the simple registration instructions and accept the terms and conditions of using the site.


The next screen you will see is called "join an organization". Before you can place an order, you must join our organization by entering our organization's enrollment code. The enrollment code is listed below - by associating this code with your newly-created account, the ShopWithScrip system will associate your shopping activity with our non-profit organization.

Kentwood Band and Orchestra Boosters (KBOB)

ShopWithScrip Enrollment Code:
293B6B443936

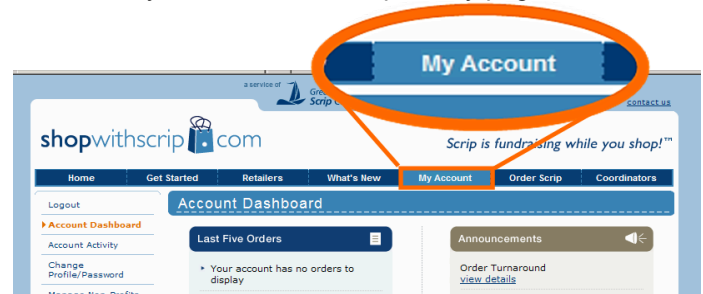
Scrip Program Coordinator:
Bill and Rita Meade
meadewh@sbcglobal.net
455-1765

Submit orders **MONDAYS**
By 6:30 p.m. at the Meades' home
or use PrestoPay.
Order pickup – Thursdays 6-9PM



Using ShopWithScrip.com

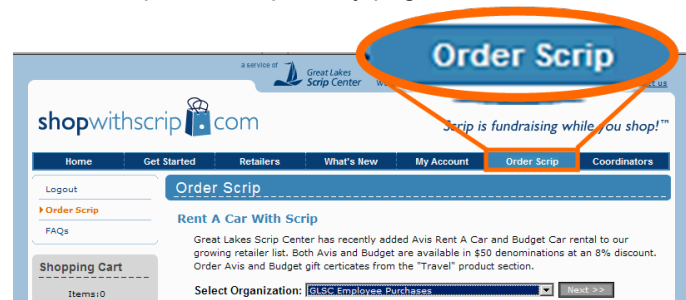
You can manage your account through the Account Dashboard. To access your Dashboard, click on the fifth tab, "My Account", at the top of any page.



From here, you can check your account activity, change your profile and password, add, remove, and modify organizations you belong to and read coordinator and site announcements.

Ordering Scrip

To order scrip, navigate to the order page by clicking "Order Scrip" at the top of any page



ShopWithScrip has hundreds of different retail brands, so the order page organizes products by category. Some categories may have several pages of selections. To find a product, jump to the appropriate section, **or enter all or part of the retailer name in the search box above the categories (this is the easiest way!)** You can also download a complete list of all products as a handy reference.

Select items and quantities on the worksheet, and **press the "add to cart" button to add them to your shopping cart.** Click the "check out" button when you have completed your selections. Review your order, and press the "finish" button to submit your order.

Please make sure you have entered each item correctly – if you order an item in error, it cannot be returned!

Finally, you will see an "order confirmation page". Print this order confirmation page, and submit it with your payment. This order confirmation page will also give you the opportunity to tell us how you would like to receive your order.

**Happy ordering,
Bill and Rita Meade**